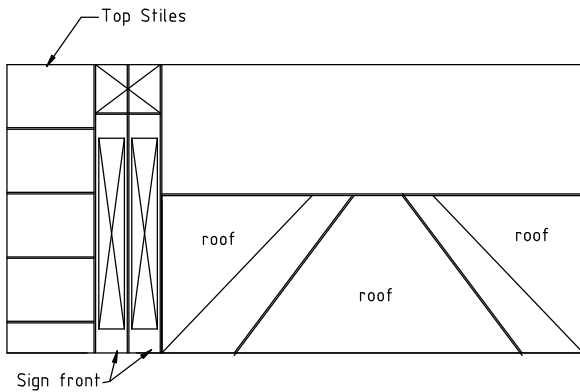
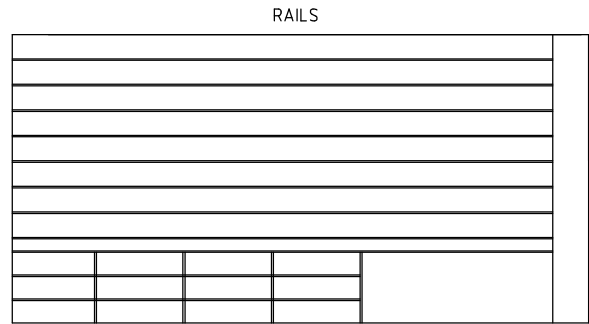


MATERIAL CUTTING PATTERN

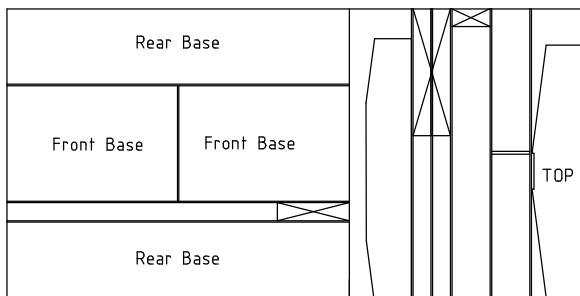


1/4" MDF

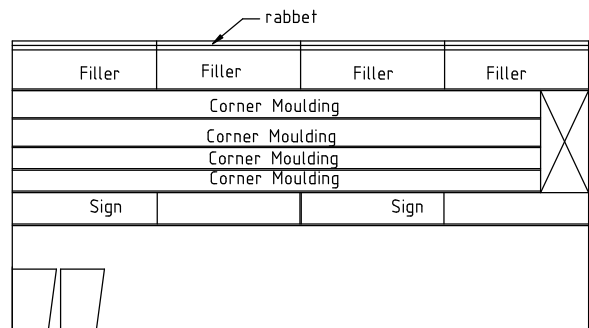


STYLES - side stiles and sign parts get re-cut

1/4" MDF



3/4" MDF



1/2" MDF

SUPPLIES

- 2 ea 24x48 1/4" MDF - case backs
- 2 ea 24x48 1/4" MDF - rails, styles, roof
- 1 ea 24x48 1/2" MDF - moulding, sign
- 1 ea 24x48 3/4" MDF - base, roof truss
- 1 1x10x 48 MDF shelf - additional base pieces
- 4 ea 1x8 x 8' pine - case sides
- 2 ea 1x6 x 8' pine - shelves

4 Hinges

Rare Earth Magnets for cabinet locks

If 1x6 material is used for shelves,
dados must be stopped or plugged

T.A.R.D.I.S.
Media Case

DESIGNED BY:

T.H. STURGILL

DATE:

8/31/2012